



ADHM 251 PROGRAMMING GUIDE FALL 2017

ADHM 251 Interior Design Studio 1: Residential

North Dakota State University

Table of Contents	Page Number
Goals and Objectives	2
Design Concept Statement	2-3
Room Data Sheets	4-7
Adjacency Matrix	8
Adjacency Diagram	9
Bubble Diagram	10
Blocking Diagram	11
Circulation Diagram	12
FF&E Schedule	13-34
FF&E Schedule-Artwork	35-36
FF&E Schedule-Accessory	37-43
FF&E Schedule-Plumbing Fixture	44-47
Room Finish Schedule	48-57
Lighting Schedule	58-61
Schematic Sketches	62-64
Custom Window Treatment	65
Custom Light Fixture	66
Study Model Photos	67
Appendix	68
Works Cited	69
Annotated Bibliographies	70-73
Reaction Papers	74-77

Goals and Objectives

Goal: Create a space in the mid century modern style

Objectives:

- Incorporate clean lines in furniture and cabinetry.
- Add bold pops of color.
- Use natural materials.
- Design an open layout floor plan

Goal: Create a space that allows the Martin's to age in place.

Objectives:

- Utilize lever handles on doors to allow ease of use.
- Use a minimum of 36" wide doors for a wheelchair user to easily go through.
- Design a condo a wheelchair user can maneuver all or part of each room.
- Specify shorter in height upper cabinets to allow ease of reach.

Goal: Provide a workspace that Clark and Ava can efficiently finish work they bring home.

Objectives:

- Provide a surface for work material.
- Provide access to a nearby outlet.
- Incorporate lighting suited for computer usage.
- Select seating that fosters good posture.

Goal: Provide bathrooms that reduce the likelihood of slips and falls while also reducing impact when falls occur.

Objectives:

- Specify flooring that exceeds the wet coefficient of friction.
- Specify a softer flooring material to reduce impact when walking or if a fall should occur.
- Reinforce walls for future grab bars by tubs, showers, and toilets.
- Adequately light the bathroom so people can see all obstructions.
- Provide at least one shower with little or no step required for use.

Goal: Create a kitchen that allows Clark and Ava to prepare a meal for 6-8 guests while also socializing during meal preparation.

Objectives:

- Design an open floor plan allowing for communication from dining, kitchen, and living areas.
- Design a custom island with adequate seating for 6 people.
- Include a large cooktop/range for bulky cooking equipment and larger mass of food.
- Provide a place for the iPad to charge where nothing will damage it and is easily accessible to read a recipe while preparing a meal.

Design Concept Statement

During the day, natural light shines through the space.

It is open to stretch your arms and gather with old friends.

The smart furniture makes your guests think and ask how it came to be.

Whether reading a book, appreciating the art, or preparing a meal, everyone feels connected

through this dynamic space.

No clutter is visible to fog your mind as you relax with the smell of leather and wood in the air; comfort comes naturally.

Small drops of bold color are brought into the space to give energy and contrast to the room's natural color palette.

Soft fabric is draped over seating for added warmth in winter months.

Cleaning is easy with the spaces' sleek lines.

The large walkways and other universal design elements allow people with different physical and mental capabilities to gather in this thoughtful home.

Room Data Sheets

Room/Area Name: Laundry Room/Utility Room		
Users: Clark & Ava		
Activities: Laundry, Folding, Ironing, Hanging Clothes		
Furniture: ▪ N/A	Heating/Ventilation/AC: ▪ Central Air ▪ Thermostat	Flooring: Radiant Heated Stone Tile
Equipment/Appliances: ▪ Washer & Dryer	Plumbing/Fixtures: ▪ Sink ▪ Washer Hookup	Wall Partition(s): ▪ Gypsum Painted ▪ Ceramic Tile Backsplash
Hours of Use: ▪ Mostly evenings	Communication: ▪ WIFI	Ceiling: ▪ Bamboo
Special Provisions: ▪ Radiant Heat Flooring ▪ Wet COF >.6 Flooring ▪ 36" Door Opening	Electrical: ▪ 1 GFCI outlet ▪ 2 Standard Outlet ▪ 1 240 Volt Outlet ▪ 2 Light Switches	Doors/Windows: ▪ Ceiling Mounted Sliding Door ▪ Swing Door
Occupant Classification & Occupant Load Per Room: ▪ 2	Room Size: Min. 80 Sq. Ft.	Natural Lighting & Natural Lighting Controls: ▪ Transom Window Above Swing Door
Additional Information: ▪ Hanging space above washer and dryer ▪ Large Sink for handwashing		

Room/Area Name: Living Room		
Users: Ava & Martin, 6-8 Guests		
Activities: Socializing, Watching TV, Drinking Coffee/Wine, Reading, Working, & Napping		
Furniture: ▪ 1 Sofa ▪ 1 Sette ▪ 2 Chairs ▪ 2 End Tables ▪ Coffee Table	Heating/Ventilation/AC: ▪ Central Air	Flooring: Hardwood
Equipment/Appliances: ▪ T.V. ▪ DVD Player ▪ Sound Bar	Plumbing/Fixtures: ▪ N/A	Wall Partition(s): ▪ Stone slab ▪ Gypsum Painted
Hours of Use: ▪ Throughout the day	Communication: ▪ Data ▪ WIFI ▪ Cable T.V. ▪ Phone Jack	Ceiling: ▪ Bamboo
Special Provisions: ▪ 36" space on T.V. side ▪ 2 36" areas for pulling up additional chairs or a wheelchair	Electrical: ▪ 3 Standard Outlets ▪ 2 Floor Outlets	Doors/Windows: ▪ Window
Occupant Classification & Occupant Load Per Room: ▪ 10	Room Size: ▪ Min. 200 sq. ft.	Natural Lighting & Natural Lighting Controls: ▪ 1 Window South Facing ▪ Sill Height at 1'-8" ▪ Panel Drapery ▪ Horizontal Blinds
Additional Information: ▪ Large Wool Rug ▪ Heirloom Piece in this space		

<ul style="list-style-type: none"> ▪ Seats 7 normally 		
Room/Area Name: Kitchen		
Users: Clark & Ava, 6-8 Guests		
Activities: Cooking, Socializing, Drinking, Work		
Furniture: <ul style="list-style-type: none"> ▪ 4 Barstools ▪ 2 Stools 	Heating/Ventilation/AC: <ul style="list-style-type: none"> ▪ Central Air ▪ Stove Exhaust Fan ▪ Thermostat 	Flooring: Cork
Equipment/Appliances: <ul style="list-style-type: none"> ▪ Fridge ▪ Wall Oven ▪ Microwave ▪ Cooktop ▪ Coffee/Esspresso Maker ▪ Mixer ▪ Soundbar 	Plumbing/Fixtures: <ul style="list-style-type: none"> ▪ Double Sink ▪ Dishwasher ▪ Wine Fridge if applicable 	Wall Partition(s): <ul style="list-style-type: none"> ▪ Gypsum Painted ▪ Tile Backsplash
Hours of Use: <ul style="list-style-type: none"> ▪ Throughout the Day 	Communication: <ul style="list-style-type: none"> ▪ WIFI ▪ Thermostat? 	Ceiling: <ul style="list-style-type: none"> ▪ Gypsum painted
Special Provisions: <ul style="list-style-type: none"> ▪ Antibacterial Cork ▪ 36" walkways ▪ Low hung wall over ▪ Raised Dishwasher 	Electrical: <ul style="list-style-type: none"> ▪ 6 GFCI outlets ▪ Oven outlet ▪ Cooktop Outlet ▪ Fridge Outlet ▪ 2 Light Switches 	Doors/Windows: <ul style="list-style-type: none"> ▪ 1 Operable Window ▪ 1 Glass Swing Door
Occupant Classification & Occupant Load Per Room: <ul style="list-style-type: none"> ▪ 10 	Room Size: <ul style="list-style-type: none"> ▪ Min. 150 sq. ft. 	Natural Lighting & Natural Lighting Controls: <ul style="list-style-type: none"> ▪ Horizontal Blinds ▪ South facing window
Additional Information: <ul style="list-style-type: none"> ▪ 		

Room/Area Name: Dining Room		
Users: Ava & Martin, 6-8 Guests, Kids		
Activities: Socializing and Dining		
Furniture: <ul style="list-style-type: none"> ▪ 10 Dining Chairs ▪ 1 Dining Table ▪ Hutch 	Heating/Ventilation/AC: <ul style="list-style-type: none"> ▪ Central Air 	Flooring: Hardwood
Equipment/Appliances: <ul style="list-style-type: none"> ▪ N/A 	Plumbing/Fixtures: <ul style="list-style-type: none"> ▪ N/A 	Wall Partition(s): <ul style="list-style-type: none"> ▪ Gypsum Painted
Hours of Use: <ul style="list-style-type: none"> ▪ Mostly Evenings 	Communication: <ul style="list-style-type: none"> ▪ WIFI 	Ceiling: <ul style="list-style-type: none"> ▪ Wood Veneer
Special Provisions: <ul style="list-style-type: none"> ▪ Space for a person to walk behind a diner 	Electrical: <ul style="list-style-type: none"> ▪ 3 Standard Outlets 	Doors/Windows: <ul style="list-style-type: none"> ▪ 2 Operable Windows
Occupant Classification & Occupant Load Per Room: <ul style="list-style-type: none"> ▪ 10 	Room Size: <ul style="list-style-type: none"> ▪ Min. 120 Sq. Ft. 	Natural Lighting & Natural Lighting Controls: <ul style="list-style-type: none"> ▪ South Facing Windows ▪ Panel Drapery ▪ Horizontal blinds
Additional Information: <ul style="list-style-type: none"> ▪ 		

Room/Area Name: Master Bedroom
Users: Clark & Ava

Activities: Sleeping, Reading, Changing Clothes, Getting Ready, Napping, Drinking Beverages		
Furniture: <ul style="list-style-type: none"> ▪ 1 Bed ▪ 2 Nightstands ▪ 1 Lounge Chair ▪ 1 Dresser ▪ 2 Table Lamps 	Heating/Ventilation/AC: <ul style="list-style-type: none"> ▪ Central Air ▪ Thermostat ▪ Baseboard Heater 	Flooring: Radiant Heated Slate
Equipment/Appliances: <ul style="list-style-type: none"> ▪ Soundbar ▪ Alarm Clock ▪ T.V. 	Plumbing/Fixtures: <ul style="list-style-type: none"> ▪ N/A 	Wall Partition(s): <ul style="list-style-type: none"> ▪ Gypsum Painted ▪ Brick Veneer ▪ Glass Wall
Hours of Use: <ul style="list-style-type: none"> ▪ Mostly Night and Mornings 	Communication: <ul style="list-style-type: none"> ▪ WIFI 	Ceiling: <ul style="list-style-type: none"> ▪ Bamboo Ceiling
Special Provisions: <ul style="list-style-type: none"> ▪ 36" doorways 	Electrical: <ul style="list-style-type: none"> ▪ 3 Light Switches ▪ 6 Outlets 	Doors/Windows: <ul style="list-style-type: none"> ▪ 2 Operable Windows
Occupant Classification & Occupant Load Per Room: <ul style="list-style-type: none"> ▪ 2 	Room Size: <ul style="list-style-type: none"> ▪ Min 150 sq. ft. 	Natural Lighting & Natural Lighting Controls: <ul style="list-style-type: none"> ▪ East Facing Windows ▪ Panel Drapery ▪ Horizontal Blinds
Additional Information: <ul style="list-style-type: none"> ▪ 		

Room/Area Name: Master Bathroom		
Users: Clark & Ava		
Activities: Showering, Shaving, Putting on Makeup, Changing		
Furniture: <ul style="list-style-type: none"> ▪ N/A 	Heating/Ventilation/AC: <ul style="list-style-type: none"> ▪ Central Air ▪ Bathroom Fan 	Flooring: Tile Floor
Equipment/Appliances: <ul style="list-style-type: none"> ▪ Blow Dryer ▪ Curling/Straightening Iron ▪ Shaver ▪ Water Pik 	Plumbing/Fixtures: <ul style="list-style-type: none"> ▪ 2 sinks ▪ 2 Shower heads ▪ Toilet 	Wall Partition(s): <ul style="list-style-type: none"> ▪ Glass ▪ Gypsum Painted ▪ Tile Backsplash
Hours of Use: <ul style="list-style-type: none"> ▪ Mostly Mornings and Nights 	Communication: <ul style="list-style-type: none"> ▪ WIFI 	Ceiling: <ul style="list-style-type: none"> ▪ Bamboo
Special Provisions: <ul style="list-style-type: none"> ▪ 36" Doorways ▪ 5' Turnaround ▪ Roll in shower ▪ 2 shower heads ▪ Wet COF >.6 	Electrical: <ul style="list-style-type: none"> ▪ 4 GFCI outlets ▪ 2 light switches 	Doors/Windows: <ul style="list-style-type: none"> ▪ 1 Glass Door
Occupant Classification & Occupant Load Per Room: <ul style="list-style-type: none"> ▪ 2 	Room Size: <ul style="list-style-type: none"> ▪ Min. 150 sq. ft. 	Natural Lighting & Natural Lighting Controls: <ul style="list-style-type: none"> ▪ Roll Down Blinds ▪ East Facing Sun exposure
Additional Information: <ul style="list-style-type: none"> ▪ Wall Adjacent to Master Bedroom is glass 		

Room/Area Name: 2nd Bedroom		
Users: Ava & Clark, Guests, and Kids		
Activities: Sleeping, Changing, Working		
Furniture: <ul style="list-style-type: none"> ▪ 2 Night Stands ▪ 1 Bed 	Heating/Ventilation/AC: <ul style="list-style-type: none"> ▪ Central Air 	Flooring: <ul style="list-style-type: none"> ▪ Bamboo

<ul style="list-style-type: none"> ▪ 1 Desk ▪ 1 Table Lamp 		
Equipment/Appliances: <ul style="list-style-type: none"> ▪ Stereo 	Plumbing/Fixtures: <ul style="list-style-type: none"> ▪ N/A 	Wall Partition(s): <ul style="list-style-type: none"> ▪ Gypsum Painted ▪ Glass
Hours of Use: <ul style="list-style-type: none"> ▪ Mostly Weekends 	Communication: <ul style="list-style-type: none"> ▪ WIFI 	Ceiling: <ul style="list-style-type: none"> ▪ Bamboo
Special Provisions: <ul style="list-style-type: none"> ▪ 36" Doorways ▪ Adequate Task Lighting 	Electrical: <ul style="list-style-type: none"> ▪ 5 Outlets ▪ 2 Light Switches 	Doors/Windows: <ul style="list-style-type: none"> ▪ 1 Glass Door
Occupant Classification & Occupant Load Per Room: <ul style="list-style-type: none"> ▪ 2 	Room Size: <ul style="list-style-type: none"> ▪ Min. 100 sq. ft. 	Natural Lighting & Natural Lighting Controls: <ul style="list-style-type: none"> ▪ Drapery Panels ▪ South facing sun exposure
Additional Information: <ul style="list-style-type: none"> ▪ South Wall glass 		

Room/Area Name: Main Bathroom		
Users: Ava & Martin, Guests, Kids		
Activities:		
Furniture: <ul style="list-style-type: none"> ▪ N/A 	Heating/Ventilation/AC: <ul style="list-style-type: none"> Central Air Bathroom Fan 	Flooring: Cork
Equipment/Appliances: <ul style="list-style-type: none"> ▪ Blow Dryer 	Plumbing/Fixtures: <ul style="list-style-type: none"> ▪ Sink ▪ Toilet ▪ Shower 	Wall Partition(s): <ul style="list-style-type: none"> ▪ Gypsum Painted
Hours of Use: <ul style="list-style-type: none"> ▪ Throughout the Day 	Communication: <ul style="list-style-type: none"> ▪ WIFI 	Ceiling: <ul style="list-style-type: none"> ▪ Bamboo
Special Provisions: <ul style="list-style-type: none"> ▪ 36" Doorways ▪ Flooring Wet COF >.6 ▪ No step Shower entry 	Electrical: <ul style="list-style-type: none"> ▪ 3 GFCI Outlets ▪ 2 Light Switches 	Doors/Windows: <ul style="list-style-type: none"> ▪ 1 Swing Door
Occupant Classification & Occupant Load Per Room: <ul style="list-style-type: none"> ▪ 2 	Room Size: <ul style="list-style-type: none"> ▪ Min. 80 sq. ft. 	Natural Lighting & Natural Lighting Controls: <ul style="list-style-type: none"> ▪ Transom Window Above Door
Additional Information: <ul style="list-style-type: none"> ▪ 		

FF&E Schedule

FF&E Schedule	
Code	B-1
Description	Bed
Manufacturer	Restoration Hardware
Item/Model Name	Cela Shagreen Platform Bed
Item/Model Number	95950229 GREY
Dimension/Size	67¼"W x 86½"L x 48"H Headboard: 3"D Side Rail Height: 10" Mattress Support Height: 11½" Weight: 274 lbs. Mattress Support Height: 11½"
Quantity	1
Product Finish/Color	Fog Shagreen & Solid Burnished Brass
Fabric Code	
Fabric Pattern Name/Number	
Fabric Color Name/Number	
C.O.M. Description/Manufacturer Description	
Location	Master Bedroom
Notes	



FF&E Schedule	
Code	B-2
Description	Bed
Manufacturer	Herman Miller
Item/Model Name	Nelson Thin Edge Bed
Item/Model Number	10001029
Dimension/Size	60.5" W x 76.25" D x 13.25" & 35" H
Quantity	1
Product Finish/Color	Frame Ash Headboard Veneer Leg H-Frame
Fabric Code	
Fabric Pattern Name/Number	
Fabric Color Name/Number	
C.O.M. Description/Manufacturer Description	
Location	2 nd Bedroom
Notes	




FF&E Schedule	
Code	C-1
Description	Chair
Manufacturer	Knoll
Item/Model Name	Barcelona Chair
Item/Model Number	250L Barcelona Chair
Dimension/Size	29.5" W x 30" D x 30.25" H Seat Height 17"
Quantity	2
Product Finish/Color	Volo Leather Black
Fabric Code	N/A
Fabric Pattern Name/Number	N/A
Fabric Color Name/Number	N/A
C.O.M. Description/Manufacturer Description	N/A
Location	Living Area
Notes	Same as Heirloom Piece



FF&E Schedule	
Code	C-2
Description	Lounge Chair
Manufacturer	Knoll
Item/Model Name	Platner Easy Chair
Item/Model Number	1705L Platner Easy Chair
Dimension/Size	39.875" W x 37" D x 38.75" H
Quantity	1
Product Finish/Color	COM
Fabric Code	FA-4
Fabric Pattern Name/Number	Hologram
Fabric Color Name/Number	Crystallis
C.O.M. Description/Manufacturer Description	Knoll Textiles
Location	Dining Room
Notes	





FF&E Schedule

Code	C-3	
Description	Dining Chair	
Manufacturer	Knoll	
Item/Model Name	Cesca Chair with Arms Upholstered	
Item/Model Number	50A-7 Cesca Dining Chair	
Dimension/Size	23.5" W x 23.5" D x 31.5" H Seat Height 17.75" Arm Height 27"	
Quantity	10	
Product Finish/Color	Prairie Bison Upholstery	
Fabric Code	N/A	
Fabric Pattern Name/Number	N/A	
Fabric Color Name/Number	N/A	
C.O.M. Description/Manufacturer Description		
Location	Dining Area	
Notes	Base of chair chosen for easier glide on carpet	


FF&E Schedule		
Code	C-4	
Description	Dining Chair	
Manufacturer	Knoll	
Item/Model Name	Cesca Chair – Armless Upholstered	
Item/Model Number	50C-2 Armless Chair with Full Upholstery	
Dimension/Size	18.5" W x 23.5" D x 31.5" H Seat Height 17.75"	
Quantity	8	
Product Finish/Color	Prairie Bison Upholstery	
Fabric Code	N/A	
Fabric Pattern Name/Number	N/A	
Fabric Color Name/Number	N/A	
C.O.M. Description/Manufacturer Description		
Location	Dining Area	
Notes	Base of chair chosen for easier glide on carpet	


FF&E Schedule		
Code	C-5	
Description	Barstool	
Manufacturer	Knoll	

Item/Model Name	Chip Barstool	
Item/Model Number	23CH-C Chip Barstool	
Dimension/Size	19.5" W x 17.5" D x 33.75" H Seat Height 29.5"	
Quantity	4	
Product Finish/Color	Blue Seat Chrome Frame	
Fabric Code		
Fabric Pattern Name/Number		
Fabric Color Name/Number		
C.O.M. Description/Manufacturer Description		
Location	Kitchen	
Notes	Slide under bar	

FF&E Schedule		
Code	C-6	
Description	Stool	
Manufacturer	Knoll	
Item/Model Name	Tulip Stool	
Item/Model Number	153Y Tulip Stool	
Dimension/Size	15.5" W x 15.5" D x 18" H	
Quantity	3	
Product Finish/Color	Seat Cushion Ultrasuede Sunshine Frame Color White	
Fabric Code		
Fabric Pattern Name/Number		
Fabric Color Name/Number		
C.O.M. Description/Manufacturer Description		
Location	Kitchen	
Notes		

FF&E Schedule		
Code	C-7	
Description	Lounge Chair	
Manufacturer	Knoll	
Item/Model Name	Motorcity Fabric Swivel Chair	
Item/Model Number	22040231 PSNV	
Dimension/Size	32" W x 36" D x 37" H	
Quantity	1	

		
Product Finish/Color	COM	
Fabric Code	FA-1	
Fabric Pattern Name/Number	Sensuede -II	
Fabric Color Name/Number	Hunter	
C.O.M. Description/Manufacturer Description	Robert Allen	
Location	Master Bedroom	
Notes		

FF&E Schedule		
Code	C-8	
Description	Desk Chair	
Manufacturer	Knoll	
Item/Model Name	MultiGeneration by Knoll Hybrid Base	
Item/Model Number	2-H-C-N-X-GL	
Dimension/Size	25.6" W x 21.9" D x 33.9" H 17.3" Seat H 26.9" Arm H	
Quantity	1	
Product Finish/Color	Armless Dark Red	
Fabric Code		
Fabric Pattern Name/Number		
Fabric Color Name/Number		
C.O.M. Description/Manufacturer Description		
Location	2 nd Bedroom	
Notes		


FF&E Schedule	
Code	C-9
Description	Outdoor Chair
Manufacturer	Knoll
Item/Model Name	1966 Dining Arm Chair
Item/Model Number	1966-45H 1966 Dining Chair with Arms
Dimension/Size	23" W x 24.25" D x 31" H Seat Height: 18" Arm Height: 25"
Quantity	1
Product Finish/Color	Green with White Mesh and Strap
Fabric Code	
Fabric Pattern Name/Number	
Fabric Color Name/Number	
C.O.M. Description/Manufacturer Description	
Location	Balcony
Notes	




FF&E Schedule	
Code	D
Description	Dryer
Manufacturer	LG
Item/Model Name	White Ultra Large Capacity Electric Dryer
Item/Model Number	DLEX3370W
Dimension/Size	29.75" D x 36.687" H x 27" W
Quantity	1
Product Finish/Color	White
Fabric Code	
Fabric Pattern Name/Number	
Fabric Color Name/Number	
C.O.M. Description/Manufacturer Description	
Location	Utility/Laundry
Notes	7.4 Cu. Ft. Reversible Door 220/240 V Energy Star Certified Power Cord not Included Dry Rack not Included




FF&E Schedule

Code	DE-1	
Description	Desk	
Manufacturer	Herman Miller	
Item/Model Name	Nelson Swag Leg Desk	
Item/Model Number	NS5850	
Dimension/Size	39" W x 28.5" D x 34.5" H	
Quantity	1	
Product Finish/Color	N/A	
Fabric Code		
Fabric Pattern Name/Number		
Fabric Color Name/Number		
C.O.M. Description/Manufacturer Description		
Location	2 nd Bedroom	
Notes		


FF&E Schedule		
Code	DR-1	
Description	Dresser	
Manufacturer	Restoration Hardware	
Item/Model Name	Cela Shagreen 9-Drawer Dresser	
Item/Model Number	95950209 GREY	
Dimension/Size	Overall: 89"W x 20"D x 35"H Middle Drawer Interior: 25¼"W x 15½"D x 6¾"H Top/Bottom Drawer Interior: 26"W x 15½"D x 6¾"H	
Quantity	1	
Product Finish/Color	Fog Shagreen & Solid Burnished Brass	
Fabric Code		
Fabric Pattern Name/Number		
Fabric Color Name/Number		
C.O.M. Description/Manufacturer Description		
Location	Master Bedroom	
Notes	Touch-Up Kit Available Item # 66320753 FOG	


FF&E Schedule		
Code	DW	
Description	Dishwasher	
Manufacturer	Whirlpool	
Item/Model Name	Stainless Steel Tub Dishwasher with Total Coverage Spray Arm	
Item/Model Number	WDT750SAHZ	
Dimension/Size	24.5" D x 34.5" H x 23-7/8" W	


Quantity	1	
Product Finish/Color	Stainless Steel	
Fabric Code		
Fabric Pattern Name/Number		
Fabric Color Name/Number		
C.O.M. Description/Manufacturer Description		
Location	Kitchen	
Notes	Energy Star Certified Kosher K Compliant UL CEE Tier 1 Decibal Level dBA 47	


FF&E Schedule		
Code	ET-1	
Description	Side Table	
Manufacturer	Knoll	
Item/Model Name	Saarinen Side Table – 16” Round	
Item/Model Number	87 Cyclone Side Table	
Dimension/Size	16-1/4” W x 20” H	
Quantity	1	
Product Finish/Color	Base Black Top Grigio Marquina Marble, Satin Finish	
Fabric Code		
Fabric Pattern Name/Number		

Fabric Color Name/Number		
C.O.M. Description/Manufacturer Description		
Location	Living Area	
Notes		


FF&E Schedule		
Code	ET-2	
Description	Side Table	
Manufacturer	Knoll	
Item/Model Name	Cyclone Side Table	
Item/Model Number	87 Cyclone Side Table	
Dimension/Size	24" W x 24" D x 20" H	
Quantity	1	
Product Finish/Color	Top White Laminate	
Fabric Code		
Fabric Pattern Name/Number		
Fabric Color Name/Number		
C.O.M. Description/Manufacturer Description		
Location	Living Area	
Notes		


FF&E Schedule		
Code	ET-3	
Description	Side Table	
Manufacturer	Restoration Hardware	
Item/Model Name	61190815 GRY	
Item/Model Number	Graydon Shagreen Plinth Round Side Table	
Dimension/Size	22"W x 22"D x 20" H	
Quantity	1	
Product Finish/Color	Fog Shagreen & Brushed Stainless Steel	
Fabric Code		
Fabric Pattern Name/Number		
Fabric Color Name/Number		
C.O.M. Description/Manufacturer Description		
Location		
Notes	Dining Room	

FF&E Schedule		
Code	ET-4	
Description	Side Table	
Manufacturer	Knoll	
Item/Model Name	Piton Side Table	
Item/Model Number	BO21T Side Table	
Dimension/Size	16.25" W x 16.25" D x 21.25" H	
Quantity	2	
Product Finish/Color	Top Finish Teak Base Finish Red Coral	
Fabric Code		
Fabric Pattern Name/Number		
Fabric Color Name/Number		
C.O.M. Description/Manufacturer Description		
Location	2 nd Bedroom	
Notes		


FF&E Schedule		
Code	ET-5	
Description	Outdoor Side Table	
Manufacturer	Knoll	
Item/Model Name	Maya Lin Adult Stone	
Item/Model Number	83Y Maya Lin Adult Stone	
Dimension/Size	27" W x 19" D x 15" H	
Quantity	1	
Product Finish/Color	Warm Red	
Fabric Code		
Fabric Pattern Name/Number		
Fabric Color Name/Number		
C.O.M. Description/Manufacturer Description		
Location	Balcony	
Notes		


FF&E Schedule		
Code	H-1	
Description	Dining Cabinet	
Manufacturer	Herman Miller	
Item/Model Name	Nelson Basic Cabinet 2 Drawers Over 2 Doors	
Item/Model Number	BC3440.MWAOK	

Dimension/Size	40" W x 18.5" D x 34" H	
Quantity	1	
Product Finish/Color	Frame Ash Headboard Veneer Leg H-Frame	
Fabric Code		
Fabric Pattern Name/Number		
Fabric Color Name/Number		
C.O.M. Description/Manufacturer Description		
Location	Dining Area	
Notes		


FF&E Schedule		
Code	I	
Description	Wall Ironing Board	
Manufacturer	Household Essentials	
Item/Model Name	Household Essentials 18100-1 StowAway In-Wall Ironing Board Cabinet with Built In Ironing Board	
Item/Model Number	18100-1	
Dimension/Size	7.8" D x 15.9" W x 47.9" L	
Quantity	1	
Product Finish/Color	White	
Fabric Code		
Fabric Pattern Name/Number		
Fabric Color Name/Number		
C.O.M. Description/Manufacturer Description		
Location	Utility/Laundry	
Notes		


FF&E Schedule		
Code	L-1	
Description	Glass Shelf	
Manufacturer	Pottery Barn	
Item/Model Name	Sussex Glass Shelf	
Item/Model Number	4183927	
Dimension/Size	24" W x 20" D x 84" H	
Quantity	1	

		
Product Finish/Color	White and Polished Stainless Steel	
Fabric Code		
Fabric Pattern Name/Number		
Fabric Color Name/Number		
C.O.M. Description/Manufacturer Description		
Location	2 nd Bathroom and Master Bathroom	
Notes	Anit-tip kit Hardware included	


FF&E Schedule		
Code	L-2	
Description	Open Shelving	
Manufacturer	Restoration Hardware	
Item/Model Name	Bowery Tall Cabinet With Marble Shelf	
Item/Model Number	22130531 BRCA	
Dimension/Size	23"W x 16"D x 74"H	
Quantity	1	
Product Finish/Color	Lacquered Burnished Brass and Marble	
Fabric Code		
Fabric Pattern Name/Number		
Fabric Color Name/Number		
C.O.M. Description/Manufacturer Description		
Location	WIC	
Notes	Distance between shelves: 14"	

FF&E Schedule	
Code	M-1

Description	Mirror	
Manufacturer	Restoration Hardware	
Item/Model Name	Modern Traditional Pivot Mirror	
Item/Model Number	23220066 CHR	
Dimension/Size	4" D x 40" W x 30" H 43" W at Brackets	
Quantity	1	
Product Finish/Color	Polished Chrome	
Fabric Code		
Fabric Pattern Name/Number		
Fabric Color Name/Number		
C.O.M. Description/Manufacturer Description		
Location	2 nd Bathroom	
Notes		


FF&E Schedule		
Code	M-2	
Description	Mirror	
Manufacturer	Restoration Hardware	
Item/Model Name	Modern Traditional Pivot Mirror	
Item/Model Number	23120134 ABRS	
Dimension/Size	4" D x 24" W x 40" H 27" W at Brackets	
Quantity	2	
Product Finish/Color	Aged Brass	
Fabric Code		
Fabric Pattern Name/Number		
Fabric Color Name/Number		
C.O.M. Description/Manufacturer Description		
Location	Master Bathroom	
Notes		


FF&E Schedule		
Code	MW	
Description	Drawer Microwave	
Manufacturer	Sharp	
Item/Model Name	Sharp Microwave Drawer	
Item/Model Number	SMD2470AS	
Dimension/Size	23.9" D x 15.4" H x 26.2" W	


Quantity	1	
Product Finish/Color	Stainless Steel	
Fabric Code		
Fabric Pattern Name/Number		
Fabric Color Name/Number		
C.O.M. Description/Manufacturer Description		
Location	Kitchen	
Notes	Keep Warm Setting 1.2 cu. Ft. 1,000 watt output power	

FF&E Schedule		
Code	NS-1	
Description	Nightstand	
Manufacturer	Design Within Reach by Ibon Arrizabalaga	
Item/Model Name	Lauki Bedside Table	
Item/Model Number	10008844	
Dimension/Size	19" H x 19.75" W x 17" D	
Quantity	2	
Product Finish/Color	Oak	
Fabric Code		
Fabric Pattern Name/Number		
Fabric Color Name/Number		
C.O.M. Description/Manufacturer Description		
Location	Master Bedroom	
Notes		


FF&E Schedule		
Code	R	
Description	Fridge	
Manufacturer	Fisher & Paykel	
Item/Model Name	36" Activesmart™ Built-In Stainless Steel French Door Refrigerator With Ice	
Item/Model Number	RS36A72J1	

Dimension/Size	35 – 21/32"W x 23 – 3/4"D x 71 – 27/32"H	
Quantity	1	
Product Finish/Color		
Fabric Code		
Fabric Pattern Name/Number		
Fabric Color Name/Number		
C.O.M. Description/Manufacturer Description		
Location	Kitchen	
Notes	16.8 Cu. Ft. Energy Star Panel Ready Counter Depth Sabbath Mode Stainless steel door panel set 72" RD3672 SKU (door panel set) 24341	


FF&E Schedule		
Code	S-1	
Description	Sofa	
Manufacturer	Crate & Barrel	
Item/Model Name	Gia Apartment Sofa	
Item/Model Number	173035	
Dimension/Size	74" W x 32" D x 31.5" H Seat Height 17.5" Arm Height 24"	
Quantity	1	
Product Finish/Color	COM	
Fabric Code	FA-2	
Fabric Pattern Name/Number	St. Barth	
Fabric Color Name/Number	Caviar	
C.O.M. Description/Manufacturer Description	S. Harris	


Location	Living Area	
Notes		

FF&E Schedule		
Code	S-2	
Description	Sette	
Manufacturer	Knoll	
Item/Model Name	Krefeld Sette	
Item/Model Number	752 Pfister Standard Sofa	
Dimension/Size	57" W x 27" D x 30" H Seat Height 17.25" Arm Height 25"	
Quantity	1	
Product Finish/Color	COM	
Fabric Code	FA-3	
Fabric Pattern Name/Number	Satori	
Fabric Color Name/Number	Indigo	
C.O.M.	S. Harris	
Description/Manufacturer		
Description		
Location	Living Area	
Notes		

FF&E Schedule		
Code	SH - 1	
Description	Glass Shelves	
Manufacturer	Pottery Barn	
Item/Model Name	Mercer Triple Glass Shelf	
Item/Model Number	23220066 CHR	
Dimension/Size	22" W x 5.5" D x 24" H	
Quantity	2	
Product Finish/Color	Chrome	
Fabric Code		


Fabric Pattern Name/Number		
Fabric Color Name/Number		
C.O.M. Description/Manufacturer Description		
Location	2 nd Bathroom and Master Bathroom	
Notes		

FF&E Schedule		
Code	SH - 2	
Description	Glass Shelf	
Manufacturer	Pottery Barn	
Item/Model Name	Sussex Glass Shelf	
Item/Model Number	4183927	
Dimension/Size	24" W x 6" D x 24" H	
Quantity	2	
Product Finish/Color	Antique Bronze Finish	
Fabric Code		
Fabric Pattern Name/Number		
Fabric Color Name/Number		
C.O.M. Description/Manufacturer Description		
Location	2 nd Bathroom and Master Bathroom	
Notes		

FF&E Schedule		
Code	ST	
Description	Induction Cooktop	
Manufacturer	Sub-Zero	
Item/Model Name	Transitional Induction Cooktop	
Item/Model Number	C1365T/S	
Dimension/Size	35 - 21/32"W x 23 - 3/4"D x 1 - 27/32"H	
Quantity	1	
Product Finish/Color	N/A	
Fabric Code		
Fabric Pattern Name/Number		
Fabric Color Name/Number		
C.O.M. Description/Manufacturer Description		
Location	Kitchen	
Notes	5 - Burner Front Controls	


FF&E Schedule

Code	T-1	
Description	Coffee Table	
Manufacturer	Knoll	
Item/Model Name	Risom Amoeba Coffee Table	
Item/Model Number	643TA Pfister Standard Sofa	
Dimension/Size	42" W x 32" D x 16" H	
Quantity	1	
Product Finish/Color	Base/Top Clear Maple/Clear Maple	
Fabric Code		
Fabric Pattern Name/Number		
Fabric Color Name/Number		
C.O.M. Description/Manufacturer Description	Squares	
Location	Living Area	
Notes		


FF&E Schedule		
Code	T-2	
Description	Dining Table	
Manufacturer	Knoll	
Item/Model Name	Saarinens Dining Table – 96" Oval	
Item/Model Number	2524T Rectangular Table	
Dimension/Size	94.5" L x 39.375" W x 28.375" H	
Quantity	1	
Product Finish/Color	Arabescato Marble / Satin Finish	
Fabric Code	N/A	
Fabric Pattern Name/Number	N/A	
Fabric Color Name/Number	N/A	
C.O.M. Description/Manufacturer Description	N/A	
Location	Dining Area	
Notes	Satin Finish for less glare	


FF&E Schedule		
Code	TV	
Description	Television	
Manufacturer	Samsung	
Item/Model Name	65" Classic Q8C Curved QLED 4K TV	
Item/Model Number	QN65Q8CAMFXZA	
Dimension/Size	56.7" W x 32.6" H x 4.2" D	

Quantity	2	
Product Finish/Color	N/A	
Fabric Code	N/A	
Fabric Pattern Name/Number	N/A	
Fabric Color Name/Number	N/A	
C.O.M. Description/Manufacturer Description	N/A	
Location	Living Area & Master Bedroom	
Notes		


FF&E Schedule		
Code	V-1	
Description	Vanity	
Manufacturer	Ariel Bath	
Item/Model Name	Seacliff Brightwater 36" Single Sink Vanity	
Item/Model Number	N/A	
Dimension/Size	36" W x 23" D x 33.9" H	
Quantity	1	
Product Finish/Color	White Carrera Marble	
Fabric Code		
Fabric Pattern Name/Number		
Fabric Color Name/Number		
C.O.M. Description/Manufacturer Description		
Location	2 nd Bathroom	
Notes		


FF&E Schedule

Code	V-2	
Description	Vanity	
Manufacturer	Restoration Hardware	
Item/Model Name	Bezier Double Floating Floating	
Item/Model Number	22100616 WSPW	
Dimension/Size	72"W x 23" D x 19-1/4" H	
Quantity	1	
Product Finish/Color	White & Polished Stainless Steel Caesarstone Pure White	
Fabric Code		
Fabric Pattern Name/Number		
Fabric Color Name/Number		
C.O.M. Description/Manufacturer Description		
Location	Master Bathroom	
Notes		

FF&E Schedule		
Code	W	
Description	Washer	
Manufacturer	LG	
Item/Model Name	Ultra Large Capacity Front-Load Washer w/ Steam	
Item/Model Number	SMD2470AS	
Dimension/Size	29.75" D x 36.687" H x 27" W	
Quantity	1	
Product Finish/Color	White	
Fabric Code		

Fabric Pattern Name/Number		
Fabric Color Name/Number		
C.O.M. Description/Manufacturer Description		
Location	Utility/Laundry	
Notes	6' Cord length 110/120 V 4.5 Cu. Ft. Stackable Energy Star Certified	


FF&E Schedule		
Code	WI	
Description	Wine Fridge	
Manufacturer	Equator	
Item/Model Name	Equator-Deco WR 007 7 bottles Slim Wine Refrigerator; Stainless Steel	
Item/Model Number	02648685000P	
Dimension/Size	5.9" W x 34.5" H x 20.6" D	
Quantity	1	
Product Finish/Color	Stainless Steel	
Fabric Code		
Fabric Pattern Name/Number		
Fabric Color Name/Number		
C.O.M. Description/Manufacturer Description		
Location	Kitchen	
Notes	Energy Star Certified Holds 7 Bottles	

FF&E Schedule		
Code	WO	
Description	Side Swing Wall Oven	
Manufacturer	Gaggenau	
Item/Model Name	400 Series 24" Single Electric Wall Oven	
Item/Model Number	BO451611	
Dimension/Size	24" W x 21 9/16" D x 23 - 7/16" H	
Quantity	1	
Product Finish/Color	Stainless Steel	
Fabric Code		
Fabric Pattern Name/Number		
Fabric Color Name/Number		


C.O.M. Description/Manufacturer Description		
Location	Kitchen	
Notes	Left Hinge (right hinge model number BO450611) Star K Certified UL Electric 3.2 Cu. Ft. 240 V 22 – 1/16" Min. Cutout width 23 – 1/4" Min. Cutout Height 21 – 11/16" Min. Cutout Depth 24" Min Cabinet Width	

FF&E Schedule – Artwork

FF&E Schedule - Artwork	
Code	P-1
Description	Arrow Print
Artist	Tanner Lind
Creation Date	2017
Title	<i>The Arrow Flies High</i>
Medium	Silkscreen Print
Dimension/Size	24" W x 31" H x 2" D Framed
Location	Kitchen?
Notes	



FF&E Schedule - Artwork	
Code	P-2
Description	2x4 Painting
Artist	Tanner Lind
Creation Date	2017
Title	<i>Turmoil</i>
Medium	Oil Painting
Dimension/Size	24" H x 48" W x 2" D
Location	Living Room
Notes	



FF&E Schedule - Artwork	
Code	P-3
Description	15"x48" Painting
Artist	Tanner Lind
Creation Date	2017
Title	<i>The Rape of Dakota</i>
Medium	Oil Painting
Dimension/Size	15" H x 48" W x 2" D
Location	Kitchen
Notes	




FF&E Schedule - Artwork	
Code	SC
Description	Sculpture
Artist	Terry Jelsing
Creation Date	2015
Title	<i>The Spectator</i>
Medium	Mixed Media
Dimension/Size	78" H x 22" W x 8" D
Location	Kitchen


<p>Notes</p>		
---------------------	--	---

FF&E Schedule – Accessory


FF&E Schedule – Accessory	
Code	BE-1
Description	Duvet Insert and Cover
Manufacturer	Ralph Lauren
Item/Model Name	European Down Comforter
Item/Model Number	198029
Dimension/Size	94" W x 96" L
Quantity	1
Product Material/Finish/Color	Duralee Westbury Collection in Brie 736
Location	Guest Bedroom
Notes	




FF&E Schedule – Accessory	
Code	BE-2
Description	Duvet Insert and Cover
Manufacturer	Ralph Lauren
Item/Model Name	European Down Comforter
Item/Model Number	198029
Dimension/Size	94" W x 96" L
Quantity	1
Product Material/Finish/Color	Carole Fabrics Pattern Riddle in Frosty (5937911015)
Location	Master Bedroom
Notes	





FF&E Schedule – Accessory	
Code	BL-1
Description	Blinds
Manufacturer	Hunter Douglas
Item/Model Name	Everwood Alternative Wood Blinds
Item/Model Number	N/A
Dimension/Size	6' W x 5' - 4" H
Quantity	2
Product Material/Finish/Color	941 Natural
Location	Living Area & Dining Area
Notes	





FF&E Schedule – Accessory	
Code	BL-2
Description	Blinds


Manufacturer	Hunter Douglas	
Item/Model Name	Everwood Alternative Wood Blinds	
Item/Model Number	N/A	
Dimension/Size	8' W x 5' - 6" H	
Quantity	2	
Product Material/Finish/Color	941 Natural	
Location	Living Area & Dining Area	
Notes		


FF&E Schedule – Accessory		
Code	BL-3	
Description	Blinds	
Manufacturer	Hunter Douglas	
Item/Model Name	Everwood Alternative Wood Blinds	
Item/Model Number	N/A	
Dimension/Size	3' H x 2' – 6" W	
Quantity	1	
Product Material/Finish/Color	941 Natural	
Location	Living Area & Dining Area	
Notes		

FF&E Schedule – Accessory		
Code	CU-1	
Description	Curtains	
Manufacturer	N/A	
Item/Model Name	Verso	
Item/Model Number	Ovado	
Dimension/Size	N/A (seamstress discretion)	
Quantity	2 Panels	
Product Material/Finish/Color	N/A	
Location	Master Bedroom	
Notes		


FF&E Schedule – Accessory		
Code	CU-2	
Description	Curtain	
Manufacturer	Knoll	
Item/Model Name	Ricochet	
Item/Model Number	K4985	
Dimension/Size	N/A (seamstress discretion)	


Quantity	3 Panels	
Product Material/Finish/Color	Topaz	
Location	Living Room	
Notes	2 panels flank each side on large window. 1 panel for smaller window	


FF&E Schedule – Accessory		
Code	CU-3	
Description	Curtain	
Manufacturer	Robert Allen	
Item/Model Name	Edamame	
Item/Model Number	N/A	
Dimension/Size	Custom (seamstress discretion)	
Quantity	2 Panels	
Product Material/Finish/Color	Asterling	
Location	Dining Room	
Notes	South Dining Room Window	

FF&E Schedule – Accessory		
Code	HA-1	
Description	Handle	
Manufacturer	Knoll	
Item/Model Name	Slider Leather Pull	
Item/Model Number	N/A	
Dimension/Size	1-1/8" x 5-1/8"	
Quantity	32	
Product Material/Finish/Color	Black	
Location	Kitchen	
Notes		

FF&E Schedule – Accessory		
	PI-1	

Code		
Description	Pillow	
Manufacturer	Pottery Barn	
Item/Model Name	Synthetic Pillow Insert, 20" Square	
Item/Model Number	1286470	
Dimension/Size	20" x 20"	
Quantity	2	
Product Material/Finish/Color	Color Patch – Edamame by Robert Allen	
Location	Guest Bedroom	
Notes		


FF&E Schedule – Accessory		
Code	PI-2	
Description	Pillow	
Manufacturer	Pottery Barn	
Item/Model Name	Synthetic Pillow Insert, 24" Square	
Item/Model Number	1289458	
Dimension/Size	24" x 24"	
Quantity	2	
Product Material/Finish/Color	Bauman Ravi Color 25	
Location	Guest Bedroom	
Notes		


FF&E Schedule – Accessory		
Code	PI-3	
Description	Pillow	
Manufacturer	Pottery Barn	
Item/Model Name	Synthetic Pillow Insert, Lumbar	
Item/Model Number	1285506	
Dimension/Size	12" x 24"	
Quantity	1	
Product Material/Finish/Color	Comfort Design Como Red Group 1	
Location	Guest Bedroom	
Notes		


FF&E Schedule – Accessory		
Code	PI-4	
Description	Pillow	
Manufacturer	Pottery Barn	
Item/Model Name	Synthetic Pillow Insert, 20" Square	
Notes		


Item/Model Number	1286470
Dimension/Size	20" x 20"
Quantity	1
Product Material/Finish/Color	Festival Dove/Linden 220040 by Sanderson 50's Collection
Location	Master Bedroom
Notes	





FF&E Schedule – Accessory		
Code	PI-5	
Description	Pillow	
Manufacturer	Pottery Barn	
Item/Model Name	Synthetic Pillow Insert, 24" Square	
Item/Model Number	1289458	
Dimension/Size	24" x 24"	
Quantity	2	
Product Material/Finish/Color	LE1162 color 1 Grade 2 Leather	
Location		
Notes		

FF&E Schedule – Accessory		
Code	PI-6	
Description	Pillow	
Manufacturer	Pottery Barn	
Item/Model Name	Synthetic Pillow Insert, 24" Square	
Item/Model Number	1289458	
Dimension/Size	24" x 24"	
Quantity	2	
Product Material/Finish/Color	Arabella in Serenade #K14753	
Location	Master Bedroom	
Notes		


FF&E Schedule – Accessory		
Code	PI-7	
Description	Pillow	
Manufacturer	Pottery Barn	
Item/Model Name	Synthetic Pillow Insert, 18" Square	
Item/Model Number	1286447	
Dimension/Size	18" x 18"	
Quantity	1	
Notes		

Product Material/Finish/Color	ArcCom Clarion AC-60024 Sunflower #5	
Location		
Notes		

FF&E Schedule – Accessory		
Code	R-1	
Description	Wool Rug	
Manufacturer	Woolshire	
Item/Model Name	Slubs N Nubs	
Item/Model Number	070012	
Dimension/Size	10' x 11'	
Quantity	1	
Product Material/Finish/Color	Wool	
Location	Living Area	
Notes		

FF&E Schedule – Accessory		
Code	R-2	
Description	Wool Rug	
Manufacturer	Unique Carpets Ltd.	
Item/Model Name	Campana	
Item/Model Number	5527	
Dimension/Size	10' x 9'	
Quantity	1	
Product Material/Finish/Color	Woodland	
Location	Master Bedroom	
Notes		

FF&E Schedule – Accessory		
Code	R-3	
Description	Jute Rug	
Manufacturer	Merida	
Item/Model Name	Bengal Collection	
Item/Model Number	N/A	
Dimension/Size	10' x 8'	
Quantity	1	
Product Material/Finish/Color	Natural	
Notes		

Location	Dining Room	
Notes		

FF&E Schedule – Plumbing Fixture


FF&E Schedule – Plumbing Fixture	
Code	BT-1
Description	Bathtub
Manufacturer	Kohler
Item/Model Name	Ceric freestanding bath with center toe-tap drain
Item/Model Number	K-8336-0
Dimension/Size	65" W x 31" D x 22-7/8" H
Quantity	1
Product Material/Finish/Color	Kohler Lithocast Gloss Cast Resin White
Location	Master Bathroom
Notes	AFD above floor drain.




FF&E Schedule – Plumbing Fixture	
Code	F-1
Description	Bathtub Faucet
Manufacturer	Kohler
Item/Model Name	Margaux floor mount bath filler trim with handshower
Item/Model Number	K-T97331-4-CP
Dimension/Size	4-5/16" W x 37-7/9" H x 9-5/16" D
Quantity	1
Product Material/Finish/Color	Polished Chrome
Location	Master Bathroom
Notes	Handheld shower head.





FF&E Schedule – Plumbing Fixture	
Code	F-2
Description	Faucet
Manufacturer	Kohler
Item/Model Name	Tournant
Item/Model Number	K-77515-CP
Dimension/Size	24-9/16" H x 10" D x 2-9/16" W
Quantity	1
Product Material/Finish/Color	Polished Chrome
Location	Kitchen
Notes	




FF&E Schedule – Plumbing Fixture	
Code	F-3
Description	Faucet


Manufacturer	Kohler	
Item/Model Name	Composed	
Item/Model Number	K-73053-4-CP	
Dimension/Size	11-5/16" H x 7-1/8" D x 2" W	
Quantity	1	
Product Material/Finish/Color	Polished Chrome	
Location	2 nd Bedroom	
Notes		


FF&E Schedule – Plumbing Fixture		
Code	F-4	
Description	Sink Faucet	
Manufacturer	Restoration Hardware	
Item/Model Name	Modern 8" Widespread Faucet	
Item/Model Number	23530001 ABR5	
Dimension/Size	8" W x 5-3/4" D x 9-3/4" H	
Quantity	2	
Product Material/Finish/Color	Aged Brass	
Location	Master Bathroom & 2 nd Bathroom	
Notes	ANSI A117.1 Certified Lifetime Warranty	

FF&E Schedule – Plumbing Fixture		
Code	HA-1	
Description	Shower Handle	
Manufacturer	Delta	
Item/Model Name	Ara 6-Setting 3-Port Diverter Trim	
Item/Model Number	T11967	
Dimension/Size	4-1/2" W x 5-1/4" L x 3" D	
Quantity	2	
Product Material/Finish/Color	Chrome	
Location	Master Bathroom & 2 nd Bathroom	
Notes	ANSI A117.1 Certified Lifetime Warranty	


FF&E Schedule – Plumbing Fixture		
Code	SH-1	
Description	Shower Head	
Manufacturer	Delta	
Item/Model Name	H2O Kinetic In2ition 4-Setting Two in one Shower	
Item/Model Number	58473	
Dimension/Size	5-19/32" W x 12-13/32" H x 4-19/32"	
Quantity	2	
Product Material/Finish/Color	Chrome	

Location	Master Bathroom & 2 nd Bathroom	
Notes	Water Sense Certified	

FF&E Schedule – Plumbing Fixture		
Code	SI-1	
Description	Sink	
Manufacturer	Kohler	
Item/Model Name	Ladena under-mount bathroom sink	
Item/Model Number	K-2214-0	
Dimension/Size	8-1/8" H x 14-3/8" W x 10-7/8" D	
Quantity	3	
Product Material/Finish/Color	Vitreous/Fireclay	
Location	Master Bathroom and Main Bathroom	
Notes		


FF&E Schedule – Plumbing Fixture		
Code	SI-2	
Description	Sink	
Manufacturer	Kohler	
Item/Model Name	Verse	
Item/Model Number	K-75791-1-NA	
Dimension/Size	33" L x 22" W x 9" D	
Quantity	1	
Product Material/Finish/Color	18 gauge Stainless Steel	
Location	Kitchen	
Notes		

FF&E Schedule – Plumbing Fixture		
Code	TO-1	
Description	Toilet	
Manufacturer	Kohler	
Item/Model Name	Persuade Circ	
Item/Model Number	K-3815-0	
Dimension/Size	12-3/8" W x 28-5/8" D x 33-3/4" H	
Quantity	2	


Product Material/Finish/Color	White	
Location	Master Bathroom & 2 nd Bathroom	
Notes	Water Sense Certified	

Room Finish Schedule


Room Finish Schedule	
Code	B-1
Description	Base Molding
Manufacturer	Diamond Life
Product/Style Name	Base Molding MX
Product Number	HBM
Product Finish/Color	Matte Black Aluminum
Dimension/Size	2" H x 120" L x .4" D
Location	Entry, Laundry/Utility, 2 nd Bathroom, Guest Bedroom, Living Area, Dining Area, Kitchen, Master Bedroom, WIC
Technical Specification	18 GA
Notes	MSW.A.BLKM swatch # Allow 15 Business days for manufacturing




Room Finish Schedule	
Code	BR-1
Description	Faux Brick
Manufacturer	Architectural Superstore
Product/Style Name	Chicago Brick Wall
Product Number	N/A
Product Finish/Color	Stone White
Dimension/Size	19" W x 1.5" D x 12" H
Location	Dining Area, Master Bedroom+
Technical Specification	
Notes	





Room Finish Schedule	
Code	C-1
Description	Countertop
Manufacturer	Cambria
Product/Style Name	Carrick
Product Number	Pat. # D799,722
Product Finish/Color	Matte
Dimension/Size	X 1-1/2"
Location	Kitchen
Technical Specification	No sealer required
Notes	




Room Finish Schedule	
Code	C-2
Description	Countertop
Manufacturer	Cambria
Product/Style Name	Delgatie
Product Number	Pat. #9,186,819, 9,718,303,


Product Finish/Color	Matte	
Dimension/Size	7' – 3-1/2" L x 2'-6" W X 1-1/2" T & 2'-6" W x 4'-6" L x 1-1/2" T	
Location	Kitchen	
Technical Specification	No sealer required	
Notes		


Room Finish Schedule		
Code	CO-1	
Description	Floor Tile	
Manufacturer	US Floors	
Product/Style Name	Marmol	
Product Number	T401M	
Product Finish/Color	Endura AR UV-Cured Finish	
Dimension/Size	11.63" x 35.63" x 13/32"	
Location	Kitchen	
Technical Specification	GreenGuard Gold Certificate Limited Lifetime Warranty LEED Credits	
Notes		

Room Finish Schedule		
Code	CE-1	
Description	Bamboo Ceiling	
Manufacturer	Armstrong	
Product/Style Name	Woodhaven	
Product Number	1262	
Product Finish/Color	Classic Maple	
Dimension/Size	5" x 84" x 3/8"	
Location	Entry, Utility/Laundry, Guest Bedroom, 2 nd Bathroom, Living Area, Kitchen, Dining Area, Master Bedroom, Master Bathroom	
Technical Specification	Class C fire Performance	
Notes		

Room Finish Schedule		
Code	G-1	
Description	Grout	
Manufacturer	Laticrete	
Product/Style Name	Spetralock Pro Premium Grout	
Product Number	S-225XX-NS-0X	
Product Finish/Color	Autumn Green	
Dimension/Size	N/A	

Location	2 nd Bathroom	
Technical Specification	GreenGuard Certified	
Notes		

Room Finish Schedule		
Code	G-2	
Description	Grout	
Manufacturer	Laticrete	
Product/Style Name	Spetralock Pro Premium Grout	
Product Number	S-225XX-NS-0X	
Product Finish/Color	Sauterne	
Dimension/Size	N/A	
Location	2 nd Bathroom	
Technical Specification	GreenGuard Certified	
Notes		

Room Finish Schedule		
Code	L-1	
Description	Lamanite	
Manufacturer	Formica	
Product/Style Name	ColorCore2	
Product Number	7223C-90	
Product Finish/Color	New White Gloss Finish	
Dimension/Size	Custom	
Location	Kitchen	
Technical Specification		
Notes	Cabinetry Finish	


Room Finish Schedule		
Code	PT-1	
Description	White Paint	
Manufacturer	Sherwin Williams	
Product/Style Name	Spatial White	
Product Number	SW 6259 (273-C6)	
Product Finish/Color	Spatial White	
Dimension/Size	N/A	
Location	Entry, Laundry/Utility, Guest Bedroom, WIC, Kitchen, Living Area, Dining Area, 2 nd Bathroom	
Technical Specification		
Notes		


Room Finish Schedule	
Code	PT-2
Description	Blue Paint
Manufacturer	Benjamin Moore
Product/Style Name	Evening Dove
Product Number	2128-30
Product Finish/Color	Evening Dove
Dimension/Size	N/A
Location	Dining Room
Technical Specification	Zero-VOC Cradle to Cradle Certified
Notes	Only on the north wall adjacent to the faux brick wall. Does not extend into the kitchen.


Room Finish Schedule	
Code	PT-3
Description	Off-white Paint
Manufacturer	Benjamin Moore
Product/Style Name	Shoreline
Product Number	1471
Product Finish/Color	Shoreline
Dimension/Size	N/A
Location	Master Bedroom
Technical Specification	Zero-VOC Cradle to Cradle Certified
Notes	

Room Finish Schedule	
Code	S-1
Description	Stone
Manufacturer	Daltile
Product/Style Name	Marble
Product Number	M471
Product Finish/Color	Empress Green
Dimension/Size	Custom Slabs
Location	Custom shelving, Custom entryway Top
Technical Specification	
Notes	


Room Finish Schedule	
Code	S-2
Description	Stone Bench
Manufacturer	Terrazo & Marble Supply Companies
Product/Style Name	Piazza Stone
Product Number	N/A
Product Finish/Color	Natural Sealed
Dimension/Size	Custom Slab
Location	Entry

Technical Specification		
Notes		


Room Finish Schedule		
Code	T-1	
Description	Slate Tile	
Manufacturer	Daltile	
Product/Style Name	Slate	
Product Number	S310	
Product Finish/Color	Vermont Black Natural Cleft	
Dimension/Size	12" W x 24" L x 3/8" D	
Location	Entry, Utility/Laundry	
Technical Specification	Sealed Appropriate for wet applications	
Notes	Do not use contrasting grout color Medium mortar Bed	

Room Finish Schedule		
Code	T-2	
Description	Tile	
Manufacturer	Daltile	
Product/Style Name	Keystones	
Product Number	D617	
Product Finish/Color	Arctic White	
Dimension/Size	11-7/8" x 23-7/8" Sheet (2" Hexagons)	
Location	2 nd Bathroom	
Technical Specification		
Notes	Hexagon Tile	


Room Finish Schedule	
Code	T-3
Description	Tile
Manufacturer	Daltile
Product/Style Name	Chiaro
Product Number	SH07
Product Finish/Color	N/A
Dimension/Size	18" x 36" x 3/8" D
Location	2 nd Bathroom
Technical Specification	
Notes	




Room Finish Schedule	
Code	T-4
Description	Tile
Manufacturer	Daltile
Product/Style Name	Porcelain
Product Number	BB11
Product Finish/Color	Ashwood
Dimension/Size	12" W x 24" L x 3/8" D
Location	Master Bathroom
Technical Specification	
Notes	





Room Finish Schedule	
Code	T-5
Description	Wall Tile
Manufacturer	Walker Zanger
Product/Style Name	Cemento Field Collection 21
Product Number	N/A
Product Finish/Color	White
Dimension/Size	24" W x 24" L x 3/8" D Naturale
Location	2 nd Bathroom
Technical Specification	N/A
Notes	Wall Tile





Room Finish Schedule	
Code	T-6
Description	Mosaic
Manufacturer	Daltile
Product/Style Name	Whitefield
Product Number	GR23
Product Finish/Color	Gold/Green
Dimension/Size	1" x 1" Individual tiles 12" x 12" Sheets
Location	2 nd Bathroom




Technical Specification		
Notes		


Room Finish Schedule		
Code	T-7	
Description	Wall Tile	
Manufacturer	Daltile	
Product/Style Name	Wave Wall Tile	
Product Number	0190	
Product Finish/Color	Arctic White	
Dimension/Size	4-1/4" W x 12-3/4" L x 5/16" D	
Location	2 nd Bathroom	
Technical Specification	<20% water Absorption Chemical Resistant Includes Pre and Post-consumer recycled materials Green squared Certified.	
Notes		

Room Finish Schedule		
Code	T-8	
Description	Tile	
Manufacturer	Walker Zanger	
Product/Style Name	6 th Avenue	
Product Number	N/A	
Product Finish/Color	Canvas Glass	
Dimension/Size	5/8" x 8-1/2"	
Location	Master Bathroom	
Technical Specification		
Notes		


Room Finish Schedule		
Code	T-9	
Description	Backsplash	
Manufacturer	Lifestyle	
Product/Style Name	Earth & Art Offset	
Product Number	SGL202	
Product Finish/Color	Green/Yellow	
Dimension/Size	1" x 4" (13-4/5" x 12" Sheet)	
Location	Kitchen	
Technical Specification		


Notes		
--------------	--	---


Room Finish Schedule		
Code	T-10	
Description	Backsplash	
Manufacturer	N/A sold by Floor to Ceiling Carpet One	
Product/Style Name	N/A	
Product Number	278-105	
Product Finish/Color	Tiffany Blend	
Dimension/Size	N/A	
Location	Kitchen	
Technical Specification		
Notes		


Room Finish Schedule		
Code	T-11	
Description	Marble Tile	
Manufacturer	Daltile	
Product/Style Name	Natural Stone Marble	
Product Number	M796	
Product Finish/Color	Café Crème Marfil Select	
Dimension/Size	12" W x 24" L x 3/8" D	
Location	Master Bathroom	
Technical Specification		
Notes		


Room Finish Schedule		
Code	W-1	
Description	Bamboo Flooring	
Manufacturer	Smith & Fong Plyboo	
Product/Style Name	Natural Edge Grain Prefin Flooring	
Product Number	FL-V5872PN-FSC	
Product Finish/Color	Natural	


Dimension/Size	5/8" x 3-3/4" x 75-9/16"	
Location	Guest Bedroom	
Technical Specification	FSC Certified	
Notes		


Room Finish Schedule		
Code	W-2	
Description	Wood Flooring	
Manufacturer	Armstrong	
Product/Style Name	Metro Classics	
Product Number	MCM441NA	
Product Finish/Color	Natural	
Dimension/Size	5" x varied length: 9" – 46-1/2" x 1/2" Thick	
Location	Living Area, Dining Area,	
Technical Specification		
Notes		

Room Finish Schedule		
Code	WP-1	
Description	Wallpaper	
Manufacturer	Romo	
Product/Style Name	Simone Micheli	
Product Number	SMA 349	
Product Finish/Color	Crisscross White	
Dimension/Size	39-1/3" W	
Location	Entry	
Technical Specification	FSC certified Manufactured with recycled fibres Printed Solar Energy Light Resistant 7	
Notes	0" repeat Requires reverse hanging	

Room Finish Schedule		
Code	WP-2	
Description	Wallpaper	
Manufacturer	ROMO	
Product/Style Name	Simone Micheli	
Product Number	SMA 219	
Product Finish/Color	U-turn White	


Dimension/Size	39-1/3" W	
Location	Guest Bedroom	
Technical Specification	FSC certified Manufactured with recycled materials Printed with solar energy Light Resistant: xeno test 7 Fire Resistant Class A	
Notes	Requires reverse hanging Pattern repeat 25-1/5" Sold by cut length	

Room Finish Schedule		
Code	WP-3	
Description	Bamboo Wallpaper	
Manufacturer	Higashi West	
Product/Style Name	Woven Bamboo Tile	
Product Number	Hia-001	
Product Finish/Color	001 Natural	
Dimension/Size	18.5" W x 18.5" L	
Location	Living Room	
Technical Specification		
Notes		


Room Finish Schedule		
Code	WP - 4	
Description	Gold Wallpaper	
Manufacturer	Lolloprops by Bobby Berk	
Product/Style Name	Thermoscad Tempaper	
Product Number	TH407	
Product Finish/Color	Metallic White/Gold	
Dimension/Size	20.5" W x 11 yds.	
Location	Master Bedroom	
Technical Specification	18" Repeat VOC-Free 100% Made in USA	
Notes	Should not be applied to textured or matte/flat painted surfaces.	

Lighting Fixture Schedule


Lighting Schedule	
Code	C-1
Fixture Type	Chandelier
Manufacturer	AxoLight
Item/Model Number	USHOOPS6
Description	Hoops 6
Dimension/Size	39-3/8" W x 26-3/8" D x 30-38" H Max 131-7/8" H
Quantity	A LOT All Downlights
Lamp Source	LED 17.5W
Location	Entry
Notes	90 CRI Dimmable LED




Lighting Schedule	
Code	P-1
Fixture Type	Pendant
Manufacturer	AxoLight
Item/Model Number	K31090XX
Description	Voluptas
Dimension/Size	54 - 1/8" H x 4 - 1/2" W x 4 - 1/2" D
Quantity	7
Lamp Source	LED
Location	Kitchen
Notes	Dimmable 16 W CRI 80




Lighting Schedule	
Code	P-2
Fixture Type	Ceiling Mount
Manufacturer	AxoLight
Item/Model Number	USEXPQ10
Description	Explo
Dimension/Size	23 1/4" W x 23 1/4" L x max 114-1/8" min 19-5/8" H
Quantity	2
Lamp Source	LED
Location	Master Bedroom
Notes	Flush Mounting with Mud Kit CRI 80 3000K Dimmable 100.8W Diffused




Lighting Schedule	
Code	P-3
Fixture Type	Pendant
Manufacturer	Elan
Item/Model Number	83224
Description	Elan Mencius 19-Lt Clear Glass w/Red Pendant in Chrome
Dimension/Size	17.68" W x 17.68" D x variable length (5.01" Top Height)
Quantity	2
Lamp Source	Incandescent – Halogen G-9
Location	Guest Bedroom
Notes	





Lighting Schedule	
Code	R-1
Fixture Type	LED Downlight
Manufacturer	Kichler
Item/Model Number	43848WHLED30 (White)
Description	Flush Mount LED 3000K Flush Mount LED WH
Dimension/Size	7.5" W x 7.5" L x 3.75" H
Quantity	52
Lamp Source	LED
Location	Entry, Laundry/Utility, 2 nd Bathroom, Guest Bedroom, Living Area, Kitchen, Dining Room, Master Bathroom, Master Bedroom, WIC
Notes	90 CRI 3000 K 1000 Lumens Wet Rated Energy Star Rated 40000 Hours Expected Lifespan




Lighting Schedule	
Code	S-1
Fixture Type	Wall Sconce
Manufacturer	Restoration Hardware
Item/Model Number	68030558 CHR
Description	Alencon Sconce
Dimension/Size	6" W x 6-3/4" D x 18" L
Quantity	2
Lamp Source	T8 Edison Bulb
Location	2 nd Bathroom
Notes	Wet Rated Indoor and Outdoor Use Vertical Mount Only





Lighting Schedule		
Code	S-2	
Fixture Type	Wall Sconce	
Manufacturer	All Modern	
Item/Model Number	N/A	
Description	3-Light LED Bath Bar	
Dimension/Size	2.13" H x 4.43" D x 45" W	
Quantity	1	
Lamp Source	LED	
Location	2 nd Bathroom	
Notes	Energy Star Rated 3,000 K Damp Rated Vertical or Horizontal Mount	


Lighting Schedule		
Code	S-3	
Fixture Type	Wall Sconce	
Manufacturer	Restoration Hardware	
Item/Model Number	68030562 LBB	
Description	Varenne Sconce	
Dimension/Size	5-1/4" W x 5" D x 18" H	
Quantity	2	
Lamp Source	T8 Edison Bulb	
Location	Master Bedroom	
Notes		

Lighting Schedule		
Code	S-4	
Fixture Type	Wall Sconce	
Manufacturer	Restoration Hardware	
Item/Model Number	68470045 BRZ	
Description	Boucle De Cristal Long Sconce	
Dimension/Size	6-1/4" W x 5" D x 28" H Backplate 4-1/2" 1" D	
Quantity	3	
Lamp Source	GY8 bi-pin	
Location	Master Bathroom	
Notes	Do not directly touch bulb, oil will do harm	

Lighting Schedule		
Code	S-5	
Fixture Type	Wall Bar	
Manufacturer	YLighting	
Item/Model Number	SON-STIX-PLUS-72-INCH-LED-WALL-BAR	


Description	Stix Plus 72-Inch LED Wall Bar	
Dimension/Size	72" W x 1" H x .75" D	
Quantity	1	
Lamp Source	1 X 64W 120V LED module, 3000K, 90 CRI, 3150 lumens	
Location	Master Bathroom	
Notes		

Lighting Schedule		
Code	S-6	
Fixture Type	Wall Sconce	
Manufacturer	AxoLight	
Item/Model Number	UAAX20GR	
Description	AX20	
Dimension/Size	18.5" D x 4-3/4" W x 18-7/8" H	
Quantity	2	
Lamp Source	G9	
Location	2 nd Bedroom and Dining room	
Notes	40 W Dry Location	

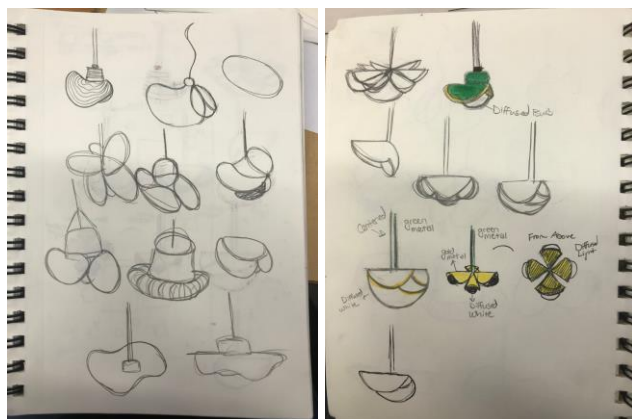
Lighting Schedule		
Code	T	
Fixture Type	Ceiling Mounted	
Manufacturer	Tech Lighting	
Item/Model Number	800CBL5P	
Description	Accent Cable Kit 5 Head	
Dimension/Size	2" H x 20' L (max) x 4" D	
Quantity	1	
Lamp Source	Halogen	
Location	Utility/Laundry	
Notes	Dimmable	

Schematic Sketches

Custom dress Sketches



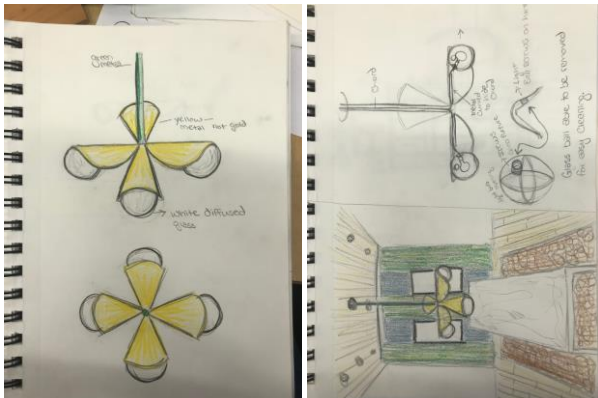
Creating possible lighting fixtures



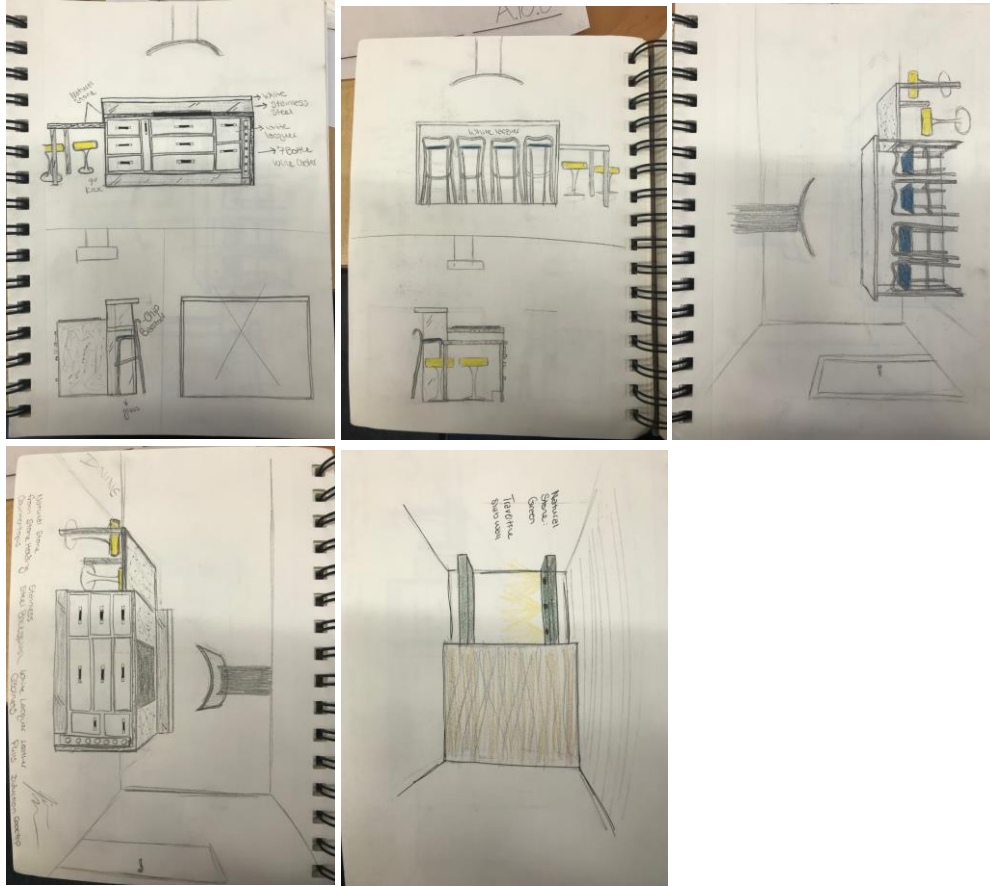
Room finishes and possible layouts



Light Fixture Development



Custom Sketches




Custom Window Treatment

Custom Light Fixture

Study Model Photos

Custom Island



Custom Light Fixture



Appendix

Works Cited

- Joines, S. (2009). Enhancing quality of life through Universal Design [corrected] [published erratum appears in NEUROREHABILITATION 2009;25(4):313-26]. *Neurorehabilitation*, 25(3), 155-167. doi:10.3233/NRE-2009-0513
- Morely, M. (2016). A Brief History of Mid-Century Modern Furniture Design. *AnOther* Retrieved from <http://www.anothermag.com/design-living/8678/a-brief-history-of-mid-century-modern-furniture-design>
- Potillo, M. (2009). *Color Planning for Interiors*. Hoboken: John Wiley & Sons

Annotated Bibliography 1

Annotated Bibliography - Mid Century Modern Design

Title: A Brief History of Mid-Century Modern Furniture Design

Author: Madeline Morley

Online Magazine Article: AnOther

Date: May 2016

THE DESIGN ISSUE RELATING TO RESIDENTIAL INTERIOR DESIGN:

The mid-century modern movement started in the 1940's and 60's. The word mimics musical repetition; the term is simple like the style. Mid-century modern design has clean lines and sculptural forms that take from it's roots in the Bauhaus ideals of function and form existing cohesively as one. This is design for all, not just those who can afford it. The idea behind the movement is that it can enhance your life. Creating spaces that are easier to use will allow the user to live a better life. The materials of this style are viewed as cheap or industrial which would allow designers to get the most product to the most people through mass production while still retaining quality. The materials are used for what they are, and no embellishments are added. Examples are glass, vinyl, and metals that contrast against warmer materials like wood. They were left as they were in their natural colors. The furniture, however, could be brightly colored. This was another way to provide effortless contrast. Although the movement started from the Bauhaus ideals, there are 3 different categories of mid-century modern design. German mid-century modern is deeply concerned with form and function with stronger geometric lines in contrast to the biomorphic mid-century modern that includes boomerang forms. The last category is hand-crafted mid-century modern design which is also made for industrial production with sculpturally shaped wood. The resurgence of the style may be due to the show *Mad-Men* that exposed the public to the timeless style with the help of companies Herman Miller and Knoll.

SIGNIFICANT QUOTATIONS:

"Getting the most of the best to the greatest number of people for the least amount of money"

"The label is to-the-point and no-nonsense, much like the straightforward interior style which championed notions of functionality, ease, and modern simplicity."

"...a house is a machine for living."

"...sculpture for use..."

"...good design could change lives for everyone, not just the rich. Design could change the world for the better."

KEY WORDS:

Industrial Materials

Bauhaus Sensibility

Functionality

Sculptural

WHY WAS THE READING OF SIGNIFICANCE TO YOU AND HOW WILL YOU USE WHAT YOU HAVE LEARNED FROM THIS ARTICLE TO ENHANCE YOUR RESIDENTIAL INTERIOR DESIGN PROJECT FOR THIS COURSE?

This article was very useful because it provides a basis for the design. Understanding the ideas and principles behind the movement are critical with mid-century modern style. The space in this style will need to utilize materials like glass, wood, and/or metal to conform to the principles of this movement. Functionality of the space will be important for success of the design. The clients like to cook so design considerations about how make that experience the most functional will require more research. This article also provides manufacturers that offer mid-century design and will serve as a reference during the design process. This article made it apparent that mid-century design is supposed to function well for everyone. This leads to ensuring counter heights, door knobs, doorways and other elements are

considered so people of all ages will be able to feel comfortable using the space. Sculptural forms were repeatedly stressed in the article as well. Furniture and light fixtures should be picked to serve as not only their function, but as art pieces themselves. The article also informs the reader of 3 different mid-century styles. The design should reflect the style the client prefers the most.

Annotated Bibliography 2

Annotated Bibliography - Universal Design

Title: Enhancing Quality of Life Through Universal Design

Author: Sharon Joines

Online Academic Journal: NeuroRehabilitation

Volume: 25

Issue: 4

Date: November 2009

Pages: 313-326

THE DESIGN ISSUE RELATING TO RESIDENTIAL INTERIOR DESIGN:

Universal Design is becoming more important as people are living longer and in homes with a vast age range. In the United States, universal design originated from barrier free design and the disability rights movement in the 1990's. Spaces need to be designed to consider not only the individuals living in the space, but those of their social sphere as well. This article examines how designers can implement the seven universal design principles into the kitchen, living spaces, bathroom, and entryways. The importance of this article as it relates to residential interior design is how it can increase the quality of life for all individuals who experience the space. Universal design can be implemented by redefining the problems and creating solutions by specifying different products or materials. It also means designing a space that allows individuals to accomplish tasks based on their current and future abilities to some extent. It stresses the importance that to design for the average individual puts everyone at a disadvantage.

SIGNIFICANT QUOTATIONS:

"Designing for the average means everyone is compromised."

"The design of products and environments to be usable by all people, to the greatest extent possible, without the need for adaptation or specialized design."

"Universal Design is unobtrusive, even invisible."

"A universally designed space can reduce dependence, ease burdens and strained relationships, and empower multiple members of the social sphere."

KEY WORDS:

Universal Design

Unobtrusive

Reduced Dependence

WHY WAS THE READING OF SIGNIFICANCE TO YOU AND HOW WILL YOU USE WHAT YOU HAVE LEARNED FROM THIS ARTICLE TO ENHANCE YOUR RESIDENTIAL INTERIOR DESIGN PROJECT FOR THIS COURSE??

Universal design can increase the quality of life for individuals. This is determined by how successful the designer is able to create a universally designed space. This article includes information on how to incorporate different elements into spaces to benefit everyone, not just the "average" individual. Instead of using knobs, designers can specify lever handles for doors and faucets. Operating a lever can be done

without hands, whereas a knob requires a certain level of grasping and turning capability. Instead of a standard tub and shower, clients would benefit from having a curbless one that allows those with balance issues or physical disabilities to have independence and feel safe using a shower on their own. By incorporating these aspects, it can reduce stress and burdens among the individuals and those in their social sphere by allowing them to have more independence from one another. Considerations for materials and furniture in the space can also enhance the safety and ease of use for everyone as well. Low pile carpets are easier to maneuver for people in wheelchairs or for visitors with rolling luggage. In regards to entryways, simply having a place to set down packages or a bench is another example of universal design. A side swing oven in the kitchen reduces the reach traditional ovens require.

Annotated Bibliography 3

Annotated Bibliography - Color

Title: Color Planning for Interiors

Author: Margaret Portillo

Chapter: 1 Color Planning Pathways (pg. 1-14)

Publisher: John Wiley & Sons

City of Publisher: Hoboken

Year: 2009

THE DESIGN ISSUE RELATING TO RESIDENTIAL INTERIOR DESIGN:

Color plays an important role in our lives. People have subjective feelings in regard to color. It must be viewed by the designer objectively when selecting colors for their clients. Designers should choose colors that their clients enjoy while also enhancing the design concept. Color is complex and can create meaning in a space if used correctly. Some colors have different meanings or represent something else in other cultures. Designers should be aware of the diversity of their clients when selecting colors to avoid miscommunication of the design. Placing one color next to another can alter the appearance of them; designers should test this before making the final decision. Paint colors aren't the only thing that need to be accounted for. The natural color of materials like wood or metal also contribute to the overall color scheme. Even if a space is not painted, there is still a color scheme created by these materials. They should be selected to create a unified space. Another critical aspect that affects the appearance of the color is lighting. Different lighting temperatures and the amount of lighting in a space can cast either a blue or yellow tint over a color or alter its value. The color should be considered with the different lighting changes of a space. Color is 3-D, not 2-D.

SIGNIFICANT QUOTATIONS:

"Color is the first thing you notice and the last thing you leave with." (pg. 1)

"Color elevates the human experience and transforms space..." (pg. 1)

"...color planning should be approached with intention and purpose." (pg. 5)

"The lighting from day to night dramatically changed the feeling of the interior space." (pg. 9)

KEY WORDS:

Color

Psychological Response

Perception

Dimensionality

WHY WAS THE READING OF SIGNIFICANCE TO YOU AND HOW WILL YOU USE WHAT YOU HAVE LEARNED FROM THIS ARTICLE TO ENHANCE YOUR RESIDENTIAL INTERIOR DESIGN PROJECT FOR THIS COURSE?

This reading is important because it explains the many ways in which color needs to be considered. The author broke color down into subjectivity, objectivity, conventionality, materiality, and dimensionality.

Color needs to be considered for the occupants of the space. Some clients have a disliking for the color pink while others might love it. It is important to consider how a client responds to certain colors. As a designer, color schemes should be original. Traditional schemes can hinder creativity and result in many similar designs. Designers should create color schemes that are unique and visually pleasing. Since materials can take on their own color, selection of these should be thought of in regards with any paint colors. It is especially important for design styles that place emphasis on natural materials. Another design consideration is the cultural and social background of the client. One may view red as powerful while another associates it with mourning. A large factor in the perception of color is lighting. Incorporating lighting and controlling the amount of natural lighting will allow the designer to have more control over the perception of the colors selected. It can also be used to change the color throughout the day.

Reaction Paper 1

Stone Holding Company

Diana led the tour at Stone Holding Company and exposed the class to different types of stones at their showroom. Their job is to serve as the middleman between the fabricators and clients. They supply the stone the client picks out and collect money from the fabricators, not the clients. They do not give bids since they can't be sure about the price until the fabricators specify what they need. Diane has her showroom sectioned off into levels. The levels are dictated by the rarity of the stone. The more rare the stone, the more expensive it will likely be. Level 1 is the lowest while 9 is the highest. The stones are not grouped by quality because they as a company only accept a certain standard into their showroom to ensure clients are getting a quality material. Stone Holding also has manufactured quartz surfaces like Cambria and Caesar Stone which are about a level 4-5 and also Viatera at levels 2-3.

People used to want very bold, veiny stones. Now the direction is more whites and greys with little movement. Diana's favorite stone is granite. Granite has multiple characteristics that make it a good choice for kitchens. Many people are wary about this stone because they think they have to seal it every year. In reality, the sealant applied to the stone at the quarry lasts 10-15 years. When it does need to be resealed, clients can easily apply a water like sealer over the surface whenever needed. It's also important that a client knows their stone is completely unique. This means if they decide to add an island a few years later, the countertops will not match. Stones can also be finished to have a rougher or smoother surface. Honed surfaces sand off the polish to make it more rough. They also have a leather surface which feels like a felted hard surface almost. Another great thing about granite is the ability to set hot pots and pans on the counter and you can use stones outside. Using granite outside may require more frequent sealing in harsh climates. Diana also wanted us to realize the importance of picking out a stone slab in person. Each one looks different and pictures online or in print don't do justice to the dimensionality they have. Colors especially will look different in pictures and depending on the lighting in your own home. Overall, I learned a lot of new things about stones and surfaces. It was great to be able to see the stones in person as well.

Reaction Paper 2

Floor to Ceiling Carpet One

Rebecca Knutson and Shannon graduated from NDSU's interior design program and are now employed with Floor to Ceiling Carpet One. The company is unique in the aspect that corporate allowed full interior design services in their stores. This was accomplished by Rebecca Knutson who saw an opportunity for growth and expansion. Instead of just selling their products and putting some materials together for customers they can offer space planning along with material selection and see the process from start to finish. This gives them a great competitive advantage among other companies similar to them.

The showroom itself was much larger than I expected. They have sections that are headed by different people with sellers mixed in. I didn't know they offered that extensive of a product mix. Rebecca told us of different software they used as well. Each job or company you work at will probably use something different, but autoCAD and sketchup serve as a base that you can transfer general skills over to the new systems. She said clients love and need to see those renderings because they can't visually create it in their minds.

The clients that typically come to Floor to Ceiling are about 40-50 years old and have never remodeled their house. Their kids have grown up, and they're looking to make it more up-to-date. The example she showed us was great for incorporating their own personality into the space while still allowing the house to be sold more easily in the future. Shannon also brought up the importance of asking a lot of specific questions. She said the master bathroom is always interesting because of how many things people forget they want or need. It's as simple as asking if they'd like a built in bench in the shower. The most valuable information I took away from each was it's important to take initiative like Rebecca did to create their design services, and it's important to ask questions, even if it seems really personal. In the end, it will only make your design better and clients happier.

Reaction Paper 3

Home and Hearth

Darla works at Home and Hearth and talked to our class about fireplaces. The parent company is called Home Heating and is privately owned. Darla started by telling us the 4 types of fireplaces: gas, electric, wood, and pellet. We looked at gas fireplaces first. These have double wall venting systems.

They give radiant heat and naturally circulating convection heat. There are 2 different types of coverings you can put over the open space of these fireplaces. Tempered glass tends to be more decorative and is better suited for small areas. This felt much cooler compared to the ceramic glass. Ceramic glass is great for basements or bigger rooms because it gives more radiant heat. We were able to see what would be contained in the wall and were given a sheet with average dimensions needed to install large fireplace. Some also come in slimline which are about 16'- $\frac{3}{4}$ ".

Many clients like hanging TV's above their fireplaces. Darla showed us some new technology from Regency that has a double glass wall that allows a TV to be hung above a fireplace without a mantel. It brings the cool air in through a small section at the bottom and releases it through the top. It needs a 2" clearance from the ceiling but can be made to go all the way up. Some clients may also be struggling whether to go modern or traditional. Logs are classical, but might not fit the design. Some offer alternatives like the "Dunes." They resemble logs and incorporate some glass. Lighting is also a consideration with LED technology. Designers can incorporate lines of light into the face of buildout. There are also options that look like pillars of fire that are suitable for both indoor and outdoor use. We also looked at different stoves that come in gas, electric, wood, or pellet options as well. Home and Hearth offers inserts into old wood burning fireplaces that have become quite popular recently. They have an outdoor area that shows different tabletop options that people can sit around instead of having a fire outside. I wasn't aware of how much space fireplaces took up and was amazed at how little some could take up. There are great options available that incorporate lighting and different surface materials to completely alter the look. Even a traditional log inset can look modern with different buildout materials.

Reaction Paper 4

Poss Woodworks and Design

The last tour we went on as a class was to Poss Woodworks and Design. This was a smaller showroom started by Phillis's husband (then boyfriend) when he was just 25 years old. Phillis started out as keeping the books for him until she eventually started helping clients. Poss works with mostly contractors and private homeowners to create great quality custom cabinetry. They do very little advertising because of their outstanding reputation for durable cabinets. They offer countertops in manufactured surfaces like cambria, laminate, solid surfaces, and some stones like granite as well.

They are considered to be middle or high-end and only employ about 10 people to ensure quality control. Their workers are as focused on detail as they are. They itemize their bid so there are no surprises and use autocad to show their clients what the design will look like. Some features of their cabinets are drawers that pull out all the way so clients don't hit the wood with hard pots or pans. They have drawer pulls that can hold up to 150 lbs., and usually have white interiors to make it easier to see. If there is glass included, they will finish the interior of the cabinet. Another feature showcased was a lift-up "appliance garage." This could be great for keeping countertop appliances out of sight for minimal design schemes. Many clients also want white cabinets. Poss never paints their cabinets. They use a pigmented type of spray. They apply about 2-3 coats of this and then 1-2 coats of their top coat. At the shop, they can create a lacquered look by using high gloss top coats. One thing that speaks to the quality of Poss cabinetry is their inset cabinetry doors. Many places will not even do inset doors because it's too difficult or time consuming. There is much less room for error in inset than an overlay cabinet door. Poss also recommends using soft close slides on their cabinets to extend their lives. Poss doesn't make the doors themselves, but they order them instead from a company called Cabinet Components. They have machines in the shop that can quickly attach all the necessary hardware drill holes for screws so they won't show. This was a great business to visit because they were very concerned with craftsmanship and doing things honestly. They are content with the workload they have and are a great local business to support.